

# Masoneilan\* SVI\* II AP Positioner With Optional High Flow

# fact sheet


## Optimized Performance Regardless of Actuator Size Eliminates One Additional Booster

### Key Features

- High Flow
  - For Optimized Performance Regardless of Actuator Size, Eliminating or Reducing The Need of Additional Accessories (Booster, Quick Exhaust, etc)
  - Higher Capacity Than Most Positioners Available In The Marketplace
- High-speed Response For Surge-Control Applications
- Setup Wizard For Quick and Easy Commissioning
- Field Proven Non-contact Position Sensor or Robust Remote-mount Position Feedback
- Universal Design (linear or rotary applications)
- Field Upgradable Options and Firmware
- Explosion Proof External LCD & Buttons
- Universal Label with ATEX, FM, FMc, IEC ... Approvals
- ValVue\* Communication Software
- eDDL and DTM (Standard and Advanced) Support
- Integration Flexibility Through Digital Communication Interface
- Industrial Aluminum Housing

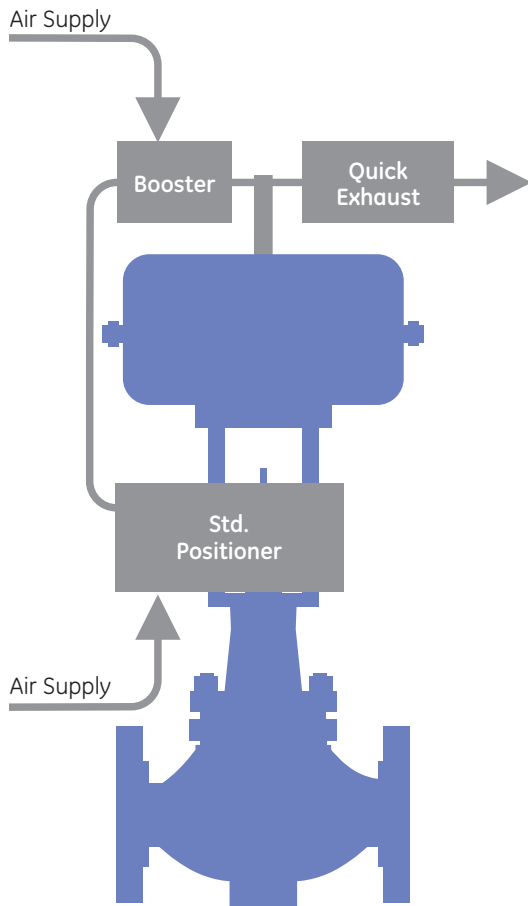
### Benefits

- Faster Commissioning and Start-up of Control Valves
- Optimized Performance Regardless of Actuator Size
- Eliminates or Reduces The Need of Additional Accessories (Booster, Quick Exhaust, etc)
- Ease of Mounting and Commissioning
- Accurate and Reliable Valve Positioning
- Bi-directional Communication for Local or Remote Setup
- Integration with Many DCS and Asset Management Systems



# SVI II AP Positioner With Optional High Flow

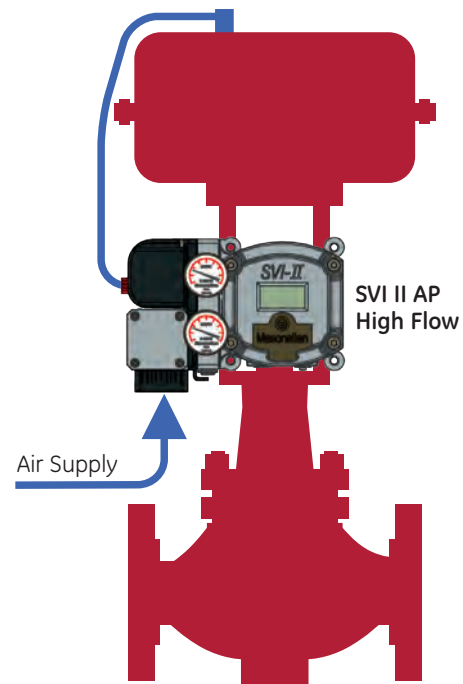
## Traditional Solution



## New SVI II AP High Flow Solution

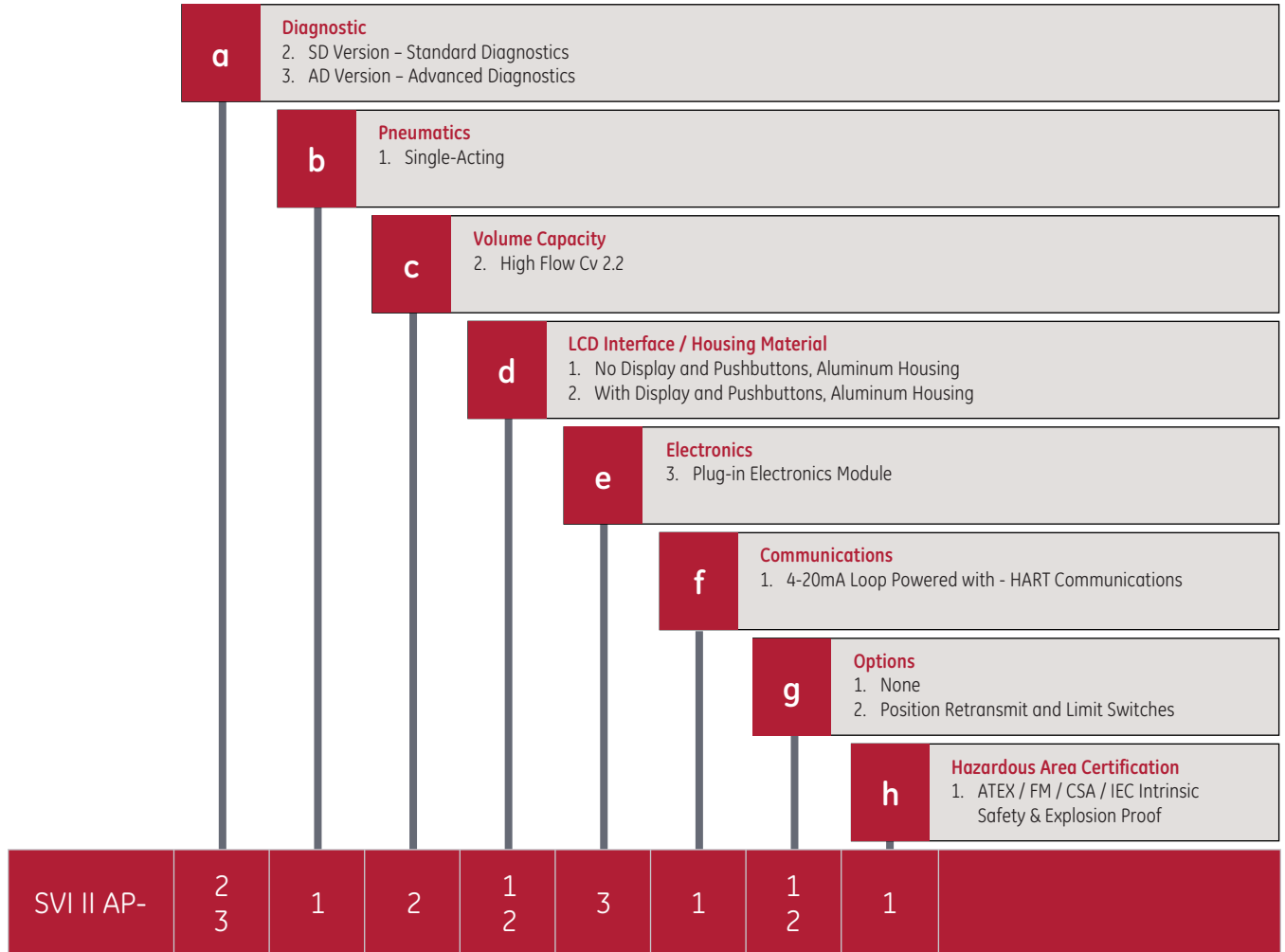
Eliminates The Complexity Of Accessories

- Ease of commissioning due to quicker mounting, setup and reduced tubing
- Increased performance with improved auto-tuning and single instrument setting
- Reduced costs due to reduced need of accessories and quicker commissioning



## How To Specify the SVI II AP High Flow

### Series Identification SVI II AP – abcdefgh



# fact sheet

## Specifications

### Diagnostics:

- 5 Pressure Sensors
- Total Travel & Number of Cycles
- Valve Operations (time Open/time Close/time near closed)
- Offline Control Valves Signatures with ValVue\* Suite or Advanced DTM
- Online Diagnostics with ValVue\* OVD
- Field Upgradable Diagnostic Levels

### Materials:

- Case/Cover: - Aluminum ASTM 360  
- Paint: Grey Polyurethane (category C4 per ISO 12944-2)
- I/P Transducer and Relay are constructed of composite polymers and stainless steel (300 and 400 Series)

### Input Power and Signal:

- Power Supply (taken from 4-20mA)
- Required Terminal Voltage: 9Vdc at 20mA
- Minimum Current Signal: 3.2mA

### Optional Output Signals:

- Valve Position: 4-20mA - Two Wire Loop Powered with 10-24Vdc Compliance Voltage
- Two Configurable and Built-in Isolated Solid-state Switches - 1A, 30Vdc

### Control Valve Mounting System:

- Material: 300 Series St. St. standard
- Valve Type: - Linear or Rotary Motion Control Valve  
- Single-Acting Actuator
- Optional Remote-Mount Position Sensor Kit:  
- Remote Position Sensor (RPS) Assembly  
- Cabling For Up To 30 meters (100 Feet)  
- Two inch Pipe Mount Bracket

### Pneumatics:

- Air or Sweet Natural Gas - Regulated and Filtered
- Connections (Supply and Actuator): 1/2" NPT

### Air supply pressure:

- Single-Acting: 20 to 100 psi max (1.4 to 6.9 bar)

### Air Delivery and Air Consumption:

Output Delivery	
Air Supply	Single Acting
30 psi (2.1 bar) supply	39 scfm (1104 l/m)
60 psi (4.2 bar) supply	70.6 scfm (2000 l/m)
90 psi (6.3 bar) supply	102 scfm (2888 l/m)
Air Consumption	
Air Supply	Single Acting
30 psi (2.1 bar) supply	0.28 scfm (8 l/m)
45 psi (3.1 bar) supply	0.35 scfm (10.5 l/m)

<sup>(1)</sup> For linear characteristics

### Input Signals:

- Valve Setpoint: 4-20mA, 450 Ohms Input Resistance
- Remote Position Sensor: 1 kOhms

### Communication:

- HART® Revision 6 Protocol
- Open Technologies: eDDL, DTM, Plug-in and Snap-on Applications, Wireless
- Field or Remote Communication with True Control System Integration

### Ambient Temperature Limits:

- -50°C to 85°C (-58°F to 185°F)

### Ambient Humidity Limits:

- 10 to 95 percent RH Non-condensing

### EMC Conformity Standards:

- EN 61000-4-2, 3, 5, 6, 8, IEC 1000-4-2 and EN 50140
- EMC 89/336/EEC Directive

### Actuator Travel Range:

- Linear Motion: 0.25" to 4" (6.4 to 100mm) - standard mounting  
>4" (100mm) - extended mounting
- Rotary Motion: 18 to 140 deg
- Travel Sensor Resolution: 0.0015 percent

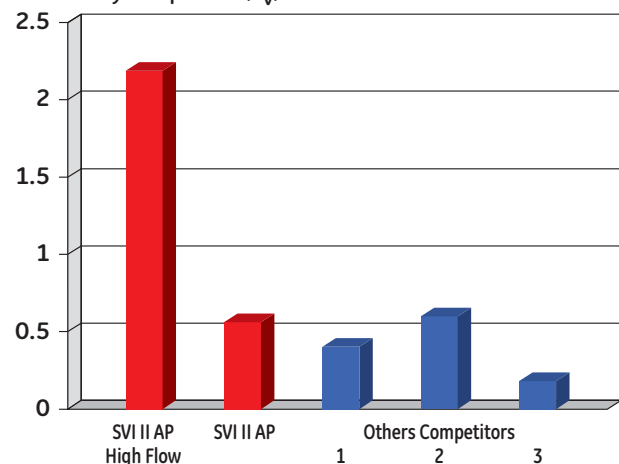
### Certifications:

- FM, CSA, ATEX, IEC  
Other Local Approvals Are Pending
- Explosion Proof, Intrinsically Safe, Flame Proof, nL
- Enclosure Protection: NEMA 4X / IP66
- CE MARK

### Performance<sup>(1)</sup> per ISA S75.13 - 1996:

Accuracy	± 0.5 percent Full Span
Linearity	± 1.0 percent Full Span
Hysteresis + DeadBand	± 0.3 percent Full Span
Repeatability	± 0.3 percent Full Span
Power-Up With Position Control	<150ms
Power Interruption without Causing Reset	<100ms

### Air Delivery Comparison (C<sub>v</sub>):



\* Masoneilan, SVI and ValVue are registered trademarks of the General Electric Company. © 2013 General Electric Company. All rights reserved. Other company names and product names used in this document are the registered trademarks or trademarks of their respective owners.